


# Older Driver Safety

**54 million people** in the U.S. are age 65 and older<sup>1</sup>




**2 out of 3**

**fatal crashes involving older drivers involved other vehicles<sup>1</sup>**

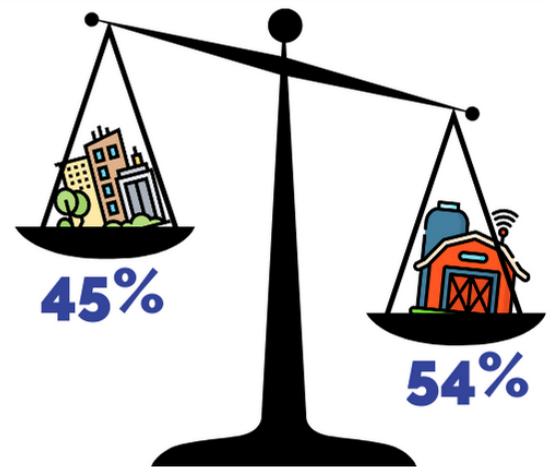


**3 out of 4**

**fatal crashes involving older drivers occurred in the day time<sup>1</sup>**



**Older driver crashes are often associated with physical, visual, and/or cognitive effects of aging<sup>2</sup>**



**Older drivers are more likely to be killed on rural roadways than urban roadways<sup>1</sup>**



**Scan me to visit**  
[RoadSafeSeniors.org](https://RoadSafeSeniors.org)

<sup>1</sup>National Center for Statistics and Analysis. (2021, May). Older population: 2019 data (Traffic Safety Facts. Report No. DOT HS 813 121). National Highway Traffic Safety Administration.

<sup>2</sup>Pomidor A, ed. Clinician's Guide to Assessing and Counseling Older Drivers, 4th Edition. New York: The American Geriatrics Society; 2019.